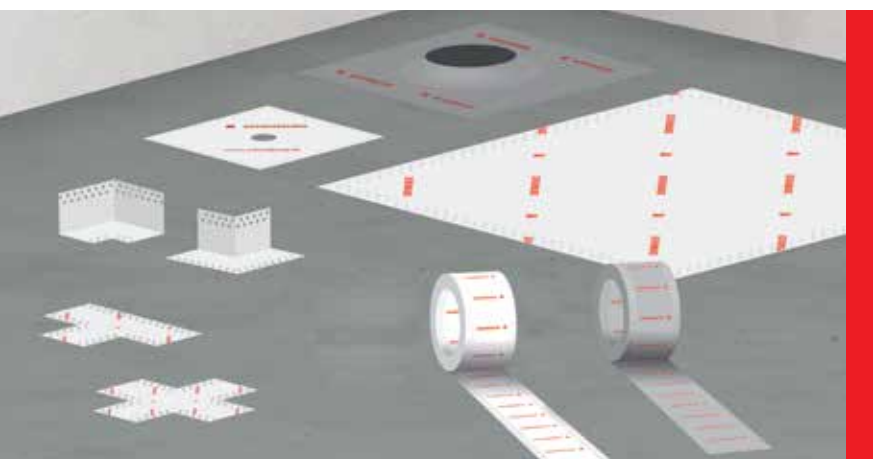


Product information

Waterproof Joint-Tape and pre-formed pieces

ASO[®]-Joint-Tape-2000-S ASO[®]-Joint-Tape-2000-S-Corners

Waterproof Joint-Tape and corner pieces




Technical Data:

Basis:	composite material fleece-membrane-fleece
Colour:	white with SCHOMBURG lettering
Thickness:	approx. 0.45-0.66 ± 0.1 mm Internal/external angles 0.5 mm ± 0.1 mm
Weight:	approx. 270-340 g/m ² Internal angles 10-20 g/piece External angles 10-20 g/piece
Tolerated movement accommodation:	max. 30% of the joint width
Bursting pressure:	> 1.5 bar
Sd value:	< 2 m
Temperature resistance:	-22 °C to +90 °C
UV resistance to DIN EN ISO 4892-2:	minimum 500 hrs
Reaction to fire:	B2
Breaking force, longitudinal to DIN 527-3:	> 116 N / 15 mm
Breaking force, transverse to DIN 527-3:	> 107 N / 15 mm
Elongation, transverse to DIN 527-3:	> 600 %
Packaging:	Joint-Tape: Width 12 cm and 20 cm, ± 3 mm Rolls 20 cm at 25 m and 50 m Rolls 12 cm at 50 m Joint-Tape- Corners: 30 pieces per box Internal and external angles 14 cm × 14 cm

Areas of application:

- ASO[®]-Joint-Tape-2000-S is used for forming waterproof movement joints and junctions in waterproof membranes such as e.g. SANIFLEX, SANIFIN, AQUAFIN[®]-1K-flex, AQUAFIN[®]-2K, AQUAFIN[®]-2K/M, AQUAFIN[®]-RS300, ASOFLEX-AKB and ADF[®]-Balkonfolie.
- ASO[®]-Joint-Tape-2000-S fulfills the requirements of the DIBt test principles and the ZDB data sheet "Bonded waterproof membranes", which are valid for wet duty classes A, B and C and is used particularly in commercial kitchens, therapy pools, swimming pools and heavy duty areas.
- ASO[®]-Joint-Tape-2000-S is easy to use and forms an integral bond with the named waterproof membranes.



SCHOMBURG GmbH & Co. KG
Aquafinstraße 2-8
D-32760 Detmold (Germany)
phone +49-5231-953-00
fax +49-5231-953-108
email export@schomburg.de
www.schomburg.com

ASO®-Joint-Tape-2000-S

ASO®-Joint-Tape-2000-S-Corners

Special joint tape for highly demanding situations and heavy duty exposure

Product application:

Using the waterproof membrane, bond ASO®-Joint-Tape-2000-S or ASO®-Joint-Tape-2000-S internal/external angles for use in corners, at the transition between wall and floor as well as interface joints, to the prepared area without voids or folds. Where structural movement joints / movement joints cross over, ASO®-Joint-Tape-2000-T sections or ASO®-Joint-Tape-2000 crosses are available, which permit them to be laid in a looped formation at cross over points. Butt joints must be overlapped by 5 to 10 cm. Ensure that a watertight connection between the wall and the surface applied waterproof membrane is produced.

1. Coat both sides of the joint to be bridged with the waterproof membrane to a width of at least 2 cm wider than the waterproof tape, e.g. with a 4 - 6 mm notched trowel.
2. Then thoroughly work the joint tape, without voids or folds, into the waterproof membrane using a steel trowel or pressure roller. Ensure that, as far as possible, a full bed and wetting out is achieved. Bonding must be performed in such a way as to exclude the migration of water behind the joint tape.
3. The joint tape is to be worked into movement joints as a loop.
4. Overlap butt joints within joint tape sections or at interfaces with all joint tape pre-formed pieces and angles by a minimum of 5 to 10 cm and bond with the waterproof membrane, without voids or folds. Overcoat with the chosen waterproof membrane.


Properties:

- Composite material
- Water vapour permeable
- Highly resistant to aggressive media
- Guarantees the quick drying of adhesives and waterproof membranes, which contain water
- Particularly elastic and tear resistant
- Thin build-up
- UV stabilised


Application:

All usual substrates, which are suitable to take a waterproof membrane and tiled finish under the relevant exposure class (ZDB data sheet "Bonded waterproof membranes") and which have been professionally prepared. Fine, non-penetrating cracks on the surface of < 0.1 mm are permitted.

Chemical resistance after 7 days storage at +22° C with the following chemicals:
 Hydrochloric acid 3 %, Sulphuric acid 35 %, Citric acid 100 g/l, Lactic acid 5 %, Potassium hydroxide 20 %, Sodium hydroxide 0.3 g/l, Salt water 20 g/l (sea salt)



1 Load-bearing substrate



2 ASO®-Joint-Tape-Technologie




3 Priming the substrate, e.g. with ASO®-Unigrund



4 Bonding ASO®-Joint-Tape-2000-S-Corners in the first coat of the waterproof membrane



5 Bonding ASO®-Joint-Tape-2000-S in the first coat of the waterproof membrane



6 Bonding ASO®-Joint-Sleeve-Wall in the first coat of the waterproof membrane



7 Bonding ASO®-Joint-Sleeve-Floor in the first coat of the waterproof membrane



8 Bonded ASO®-Joint-Tape technology



9 Overcoating the ASO®-Joint-Tape technology and waterproofing the surface with a suitable SCHOMBURG bonded waterproof coating